



EpiMax 333WB



Performance Water Based Epoxy Coating

Description

EpiMax 333WB Performance Water Epoxy Coating is a water based epoxy coating which provides excellent protection to concrete, timber, cement sheeting and other stable surfaces. This system can be used to prepare highly durable floor and wall surfaces for a wide range of applications.

It is one of the versatile proven epoxy systems available from EpiMax with the safety and environmental benefits of being hydrocarbon solvent free. These systems are an excellent alternative to solvent-based epoxies in situations where a low VOC system is required.

From a performance point of view, the excellent long term adhesion and durability offered by a fully crosslinking system provides the facility owner with better value for money than any single pack, non-crosslinking concrete sealer.

EpiMax 333WB-HD Heavy Duty Flooring System is available to order for higher impact working environments. Contact EpiMax for more information.

Advantages

- Hazmat free/non flammable
- Water based formulation - food safe
- Environmentally friendly
- Fast installation - roller or spray
- Suitable for application on walls
- Good durability
- Good resistance to marking
- Fully cross-linking system - excellent abrasion resistance
- Meets GBCA Low VOC standard
- Meets HB198 to P3/P4/P5 with white fused aluminium oxide
- Meets BCA CRF Fire standard
- Standard colour range includes AS 2700 colours, N14, N33, N35, N44, N45



Typical applications

- Retail service areas
- Carparks
- Factories
- Assembly plants
- Storage facilities
- Warehouses
- Plant rooms
- Correctional facilities
- Office areas

Typical properties

- Shelf life: 12 months
- Coverage/litre - theoretical: 8 - 9 m²/coat
- Work time: 45 minutes at 25°C
- Tack-free time: 6 hours at 25°C (depends on air flow)
- Full cure: 7 days at 25°C
- Reaction to fire, CRF: 11.8kW/m²
- Light traffic: 24 hours at 25°C (depends on air flow)
- Recoating window: 6 - 12 hours at 25°C (depends on air flow)
- Mix ratio: 3 volumes Part A : 1 volume Part B
- Finish: Gloss
- VOC Content: <1 gm per litre

Estimating data

8 ltr EpiMax 333WB Performance Water Based Epoxy Coating = 32 - 36 m² (typical 2 coats).

General surface preparation

Concrete should be at least 28 days old. Ensure sub-floor is clean, dry and free of additives, curing agents, oils, etc. Prepare the sub-floor by professional diamond grinding to expose firmly adhered aggregate. Surface profile should exceed CSP 2. Scrub with clean water and then vacuum. Allow surfaces to dry. Always confirm preparation adequacy.

General application comments

Note: Read SDS before use, taking note of Engineering Controls and PPE requirements.

Confirm the Part A batch numbers are the same to ensure colour consistency.

The hardening mechanism is two stage - firstly the contained water evaporates and then the chemical hardening takes place. Consistent air flow will assist the water evaporation stage. Work time/pot life cannot be determined visually, so always keep track of actual time.

Review the sub-floor area in advance so that a fixed volume of mixed material can be applied over a fixed area to ensure correct application rate. Select a slow speed (400 rpm) mechanical mixer and ensure thorough mixing. Add EpiMax 333WB Part B to EpiMax 333WB Part A.

Mix for a minimum of 3 minutes. To adjust the viscosity of the first coat, add up to 10% potable water. Mix for an additional 2 minutes after the addition of any potable water. Note that this will reduce the final film build. Apply in an even coat over the prepared surface at 8 - 9 m² per litre. When dry to touch, apply a second coat at 8 - 9 m² per litre.

EpiMax 333WB can be applied by 10 - 11 mm nap roller roller or airless spray.

Open time and wet edge time is affected by temperature and air flow. Higher temperatures and efficient airflow will decrease these times.

Discard unused material when the work time is exceeded (45 minutes at 25°C). Note exceeding the work time/pot life, will result in a colour change. Always protect from rain for 24 hours after application. Avoid application when relative humidity is >80% and temperature is <12°C and >30°C.

Allow the coating to cure for 7 days prior to subjecting to full exposure.

Determine site skid resistance requirements in advance and select the appropriate EpiMax Aggregate (R10, R11, R12) for addition to the freshly mixed EpiMax 333WB in accordance with recommendations. CSIRO/Standards Australia HB 197 Guide to Slip Resistance classifies the slip resistance of various facilities. These classifications are based on testing to AS/NZS 4586:2013 *Slip resistance classification of new pedestrian surface materials*.



General industrial concrete protection applications

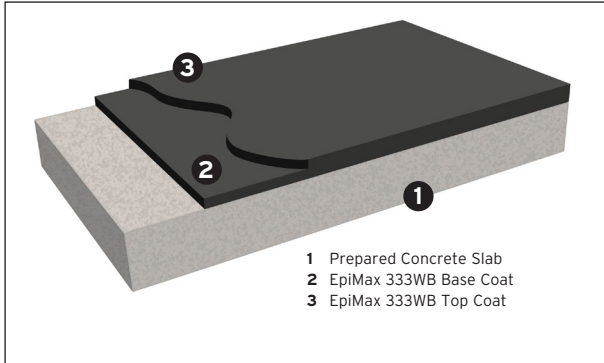
Prepare the concrete surface as above to exceed CSP 2 profile.

Allow surfaces to dry if wet. Always consider slip factor functional requirements and confirm preparation adequacy especially with dense slab finishes.

Apply EpiMax 333WB in two coats, each of 8 - 9 m² per litre.

Rack and line mark as required.

Clean regularly with power sweeper and scrubber drier.


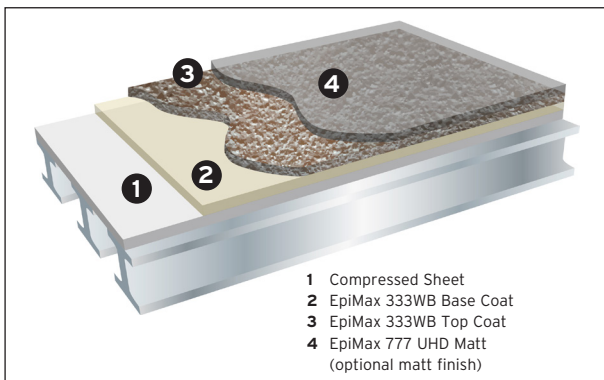


Structural compressed sheet flooring applications

Power sand the compressed sheet to level sheet joints and fixing points. Even out irregularities and remove any loose weathered particles.

For general purpose sanding use 40 - 60 grit closed coat paper. Add non-slip media as required.

Apply EpiMax 333WB in two coats. Application rate varies with particleboard porosity.



General cleaning

Housekeeping is critical in keeping floor surfaces safe. Vacuum, wash, scrub or sweep daily in accordance with recommendations. Mechanical sweepers and scrubbers can provide excellent results. Verify that the frequency and effectiveness of the cleaning process is appropriate for site conditions. Remove spills quickly, wash and allow the floor to dry completely.

Packaging

EpiMax 333WB is available in 8 and 16 litre packs (includes Part A and Part B).

It is pre-packed in correct proportions for use.

8 litre packs ex stock.

16 litre packs to order.

EpiMax 333WB-HD is available in 16 litre packs (includes Part A and Part B)

It is pre-packed in correct proportions for use.

16 litre packs to order.

Safety precautions

Read **Safety Data Sheet** before commencing any application. Keep away from children. Avoid contact with skin and avoid breathing vapour. Always provide adequate personal protection (gloves and goggles etc) during use. Always provide adequate ventilation, especially in confined spaces. If poisoning occurs, call Doctor or Poisons Information Centre. Phone 13 11 26. If swallowed, DO NOT induce vomiting. Give plenty of water or milk. If skin contact occurs, quickly remove contaminated clothing and wash affected areas thoroughly with soap and water.

TDG Code: Part A - Not Classified, Part B - Not Classified