

Keyjoint

“Keyjoint system facilitates greater control of joints in concrete slabs enabling loads to be transferred between adjoining slabs while allowing lateral movement and limiting differential vertical movement.”




KEY FEATURES

- | | |
|---------------------------------|-------------------------------|
| 1. Rigid top section | 4. Five sizes |
| 2. Adjustable stakes | 5. Range of capping available |
| 3. Suits round or square dowels | |

Keyjoint with Rip-A-Strip capping in grey and drive 'n' twist stakes that allow for level setting.

FEATURES & BENEFITS

- Patented, multi-function galvanised steel stay in place formwork system for concrete slabs
- Allows lateral movement between the slabs, but limits vertical differential movement between the slabs
- Tighter key taper, giving less differential vertical movement than competitive products
- Has a rigid top edge
- Allows continuous concrete placement with preformed internal joints
- Incorporates unique drive'n'twist stake system to make installation simple
- Provides a more uniform joint line at a fraction of the cost of conventional formwork
- Knock-outs provide for placement of square dowels (round dowels can also be used if specified)
- Available in 3 m and 6 m lengths to suit five slab thicknesses (other lengths available on request)
- Ideal for light traffic areas
- Companion capping available for 3 mm recess, 10 mm recess, or permanent capping with Rip-A-Strip in 4 different colours
- Truly a system that saves time and money



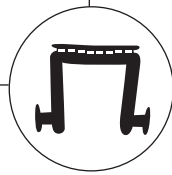
Keyjoint used at the Brisbane Airport.

KEYJOINT CAPPING

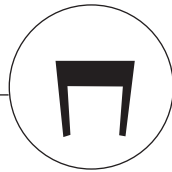
Add to top edge of Keyjoint to create recesses or colour coordinated joint filler.



Capping is available in the following styles seen above from left to right: Standard (3 mm recess), Block (10 mm recess) and Rip-A-Strip (Permanent capping).




RIP-A-STRIP
Permanent
Capping




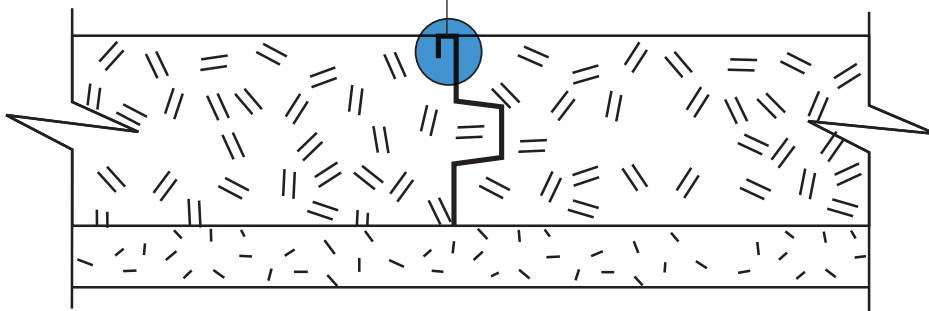
STANDARD
Removable
Capping



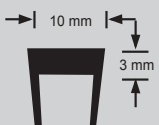
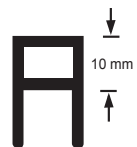
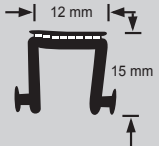
BLOCK
Removable
Capping



Rip-A-Strip permanent capping is available in 4 colours; grey, terracotta, sandstone and black. Rip-A-Strip gives you an efficient crack control with an attractive architectural finish.

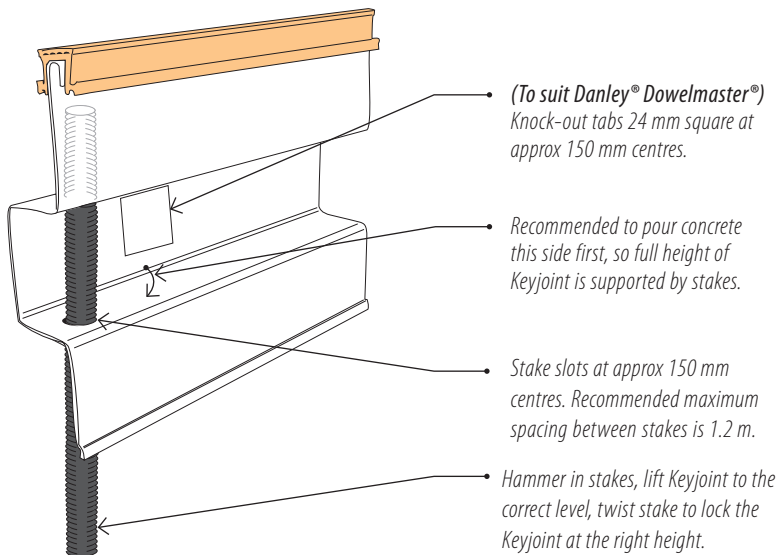


CAPPING TECHNICAL DATA

TYPE		COLOUR	PART NUMBER	ROLL LENGTH	ROLL WEIGHT	PURPOSE
STANDARD REMOVABLE CAPPING		BLACK	KJCSTD10X025BLA	25	2.4	Creates a 10 mm wide x 3 mm deep recess for standard sealant
BLOCK REMOVABLE CAPPING		BLACK	KJCBLK12X025BLA	25	3.4	Creates a 12 mm wide x 10 mm deep recess for standard sealant
RIP-A-STRIP PERMANENT CAPPING		BLACK GREY SANDSTONE TERRACOTTA	KJCRIP13X025BLA KJCRIP13X025GRE KJCRIP10X025SAN KJCRIP10X025TER	25 25 25 25	3.8 3.8 3.8 3.8	Top layer is removed prior to finishing, leaving a colour coordinated joint filler

KEYJOINT TECHNICAL DATA

TO SUIT SLAB THICKNESS mm	IN 3.0 m LENGTHS		IN 6.0 m LENGTHS		STAKE LENGTHS mm
	PART N°	WEIGHT kg each	PART N°	WEIGHT kg each	
100	KJ100X3M4STK	3.2	KJ100X6M8STK	6.3	350
125	KJ125X3M4STK	3.5	KJ125X6M8STK	6.9	350
150	KJ150X3M4STK	3.9	KJ150X6M8STK	7.7	350
200	KJ200X3M4STK	5.0	KJ200X6M8STK	10.0	450
250	KJ250X3M4STK	5.9			



CONCRETE SLAB JOINT DYNAMICS

Differential deflection between slabs

- Fatigue between joints
- Concrete failure at joints
- Damage to equipment traversing joints
- Remedial repair
- High repair costs

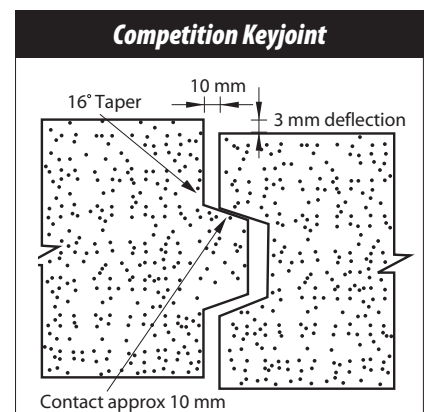
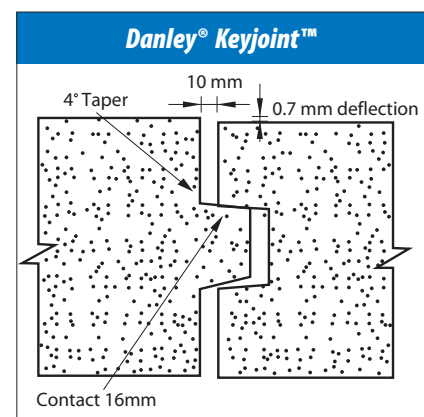
Most efficient product

- Minimal differential deflection
- Minimise concrete failure at joints
- Reduced damage to equipment
- Less frequent repairs
- Value for money

KEYJOINT ADVANTAGES

Advantages of the 4 degree taper on Danley's Keyjoint over competitor's key joint products with 16 degree taper (for the same joint width opening):


1. Limits vertical differential deflection between adjacent slabs to 23% of competitor's product.
2. Provides up to 60% more surface contact area on the concrete at the key, reducing stress in the concrete.



KEYJOINT COMPANION PRODUCTS

DOWELING SYSTEM (SQUARE AND ROUND)

Structural grade square dowels sawn to length, not cropped. Available in:



- 16 and 20 mm sizes for Keyjoint
- 400, 500 and 600 mm lengths
- black, galvanised and stainless steel

HOW TO SPECIFY ROUND/SQUARE DOWELS


Specify (size x length x finish)
ie. Square Dowel 20 x 400 x Black



- 16, 20, 24 and 33 mm sizes for Keyjoint
- 400, 500 and 600 mm lengths
- black and galvanised

DOWELMASTER®

Dowelmaster® is a plastic cover for either round and square dowels that allows slab movement in two directions.



HOW TO SPECIFY DOWELMASTER®

Specify (Dowelmaster® size with Dowel type x size x finish)
ie. 20 mm Dowelmaster® with 20 x 400 mm Galvanised Square Dowel

- Available for 16 and 20 mm square and round dowels
- Nailing plate available for wood forms
- Suits both 300 and 400 mm long dowels
- Supplied with fixing stake and wedge

NOTE: If required 16 and 20 mm Round Dowels can be placed into 16 and 20 mm Dowelmaster® respectively; however, it must be noted that there are technical deficiencies with Round Dowels.

EXPANDA JOINT (COMPOSED OF DANLEY® KEYJOINT)



Expanda Joint is made up of Danley® Keyjoint with a 5 mm close cell foam attached. This allows expansion of the concrete, giving a highly effective, cost-efficient expansion joint system with a joint finish second to none.

Danley's Expanda Joint is an expansion joint system that will reduce common problems concretors and builders can experience when designing external footpaths and driveways. It is a preformed expansion and dowel system that enables continuous pouring of concrete.

FEATURES & BENEFITS

- One side faced with 5 mm closed cell foam
- Expansion Joint Capability
- Sizes to suit 100 to 250 mm thick slabs
- Multiple cappings available
- Supplied as standard in either 3 or 6 m lengths. Other sizes available on request
- Drive-and-twist stake system
- Knockouts allow use of 16 and 20 mm Dowelmaster® sleeves and square dowels



A continuous smooth joint between lengths of Keyjoint can be accomplished when joining clips are used.

Contact us on **1300 DANLEY (1300 326 539)**
sales@danley.com.au | WWW.DANLEY.COM.AU

Prepared by Danley® Construction Products Pty Ltd. The information in this brochure is copyright. © Copyright 2013. | ABN 72 010 910 308
Various products or systems shown in this brochure are covered by Australian and / or international patents, or have patents pending, or are registered designs. Various marks in this brochure are registered trademarks. Dimensions and specifications are subject to change without prior notification by the manufacturer. All dimensions are nominal. Unless required by law the company cannot accept any responsibility for any loss, damage or consequence resulting from the use of this publication. Photographs shown are representative only of typical applications, and are current as at 2013.