
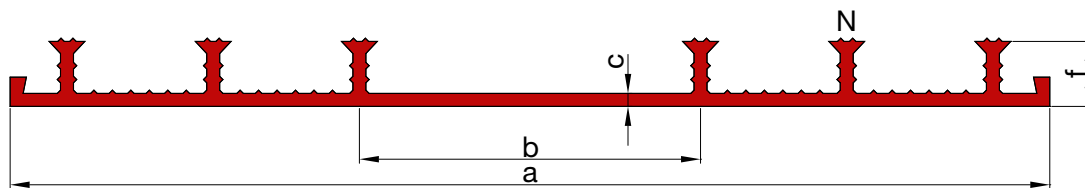


Technical data sheet for waterbars to seal construction joints in concrete structures.



Sketch



FRANK Waterbar Type AA – External

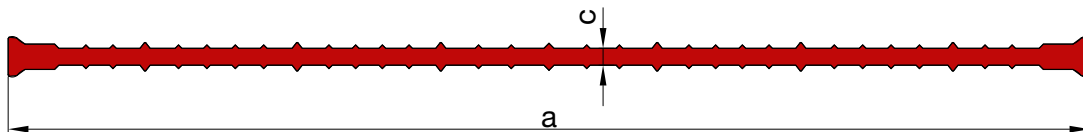
Article number	Overall width a	Width of expandable section b	Nominal thickness c	Nib height f	Number of nibs N
FFAFBA19	190	66	4	15	4
FFAFBA24	240	90	4	20	4
FFAFBA32	330	105	4	20	6

- Article:** External waterbar made of PVC-P, works standard NB,
General test certificate issued according to the regulations of the construction supervising authorities
Roll/package = 25 metre roll
- Dimensions:** Dimensions are given in mm.
For waterbars in conformity with the works standard, the variation in dimension to DIN 16941 does apply.
- Material:** PVC-P NB is not compatible with bitumen. Waterbars in bitumen compatible quality can be supplied on request.
- Elongation at break:** ≥ 300 % according to DIN EN ISO 527-2
- Tear strength:** ≥ 10 N/mm² according to DIN ISO 527-2
- Shore A hardness:** 72 ± 5 ° according to DIN 53505
- Technical modifications:** We reserve the right to modify the profile geometry and material composition if this is required due to new technical developments.
- Drawing/sketch:** Figures of waterbars depict only one example of profiles given in order to explain one application possibility.
Correct application may be different depending on local conditions.
Therefore, the company FRANK cannot assume any liability.

Technical data sheet for waterbars to seal construction joints in concrete structures “reinforced spring steel”



Sketch



FRANK Waterbar FLEX – Internal

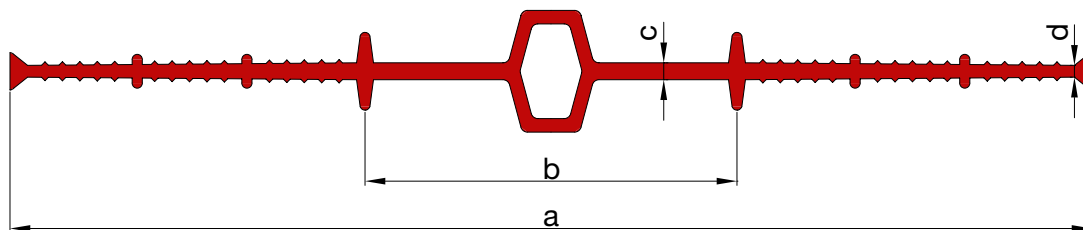
Article number	Overall width a	Thickness of expandable section c
FFAFB19	190	4,5
FFAFB24	240	4,5
FFAFB32	320	5

- Article:** Internal waterbar made of PVC-P, works standard NB,
General test certificate issued according to the regulations of the construction supervising authorities
Roll/packaging = 25 metre roll
- Dimensions:** Dimensions are given in mm.
For waterbars in conformity with the works standard, the variation in dimension to DIN 16941 does apply.
- Material:** PVC-P NB is not compatible with bitumen. Waterbars in bitumen compatible quality can be supplied on request.
- Elongation at break:** $\geq 275\%$ according to DIN EN ISO 527-2
- Tear strength:** $\geq 10 \text{ N/mm}^2$ according to DIN ISO 527-2
- Shore A hardness:** $78 \pm 5^\circ$ according to DIN 53505
- Technical modifications:** We reserve the right to modify the profile geometry and material composition if this is required due to new technical developments.
- Drawing/sketch:** Figures of waterbars depict only one example of profiles given in order to explain one application possibility.
Correct application may be different depending on local conditions.
Therefore, the company FRANK cannot assume any liability.

Technical data sheet for flexible waterbars to seal movement joints in concrete structures



Sketch




FRANK Waterbar Type D – Internal

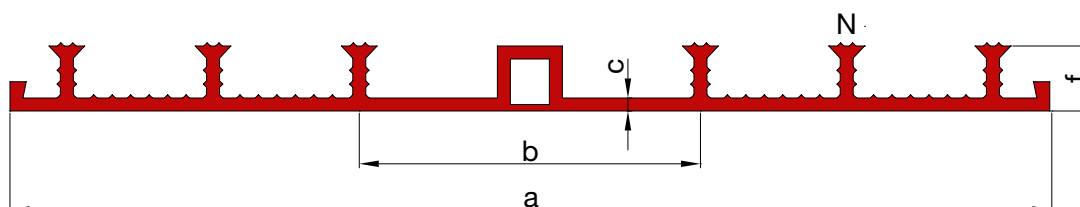
Article number	Overall width a	Width of expandable section b	Nominal thickness c	Minimum thickness d*
FFDID19	190	65	3.5	2.5
FFDID24	240	80	4.0	3.0
FFDID32	320	110	5.0	3.5

* Thickness can decrease from the nominal thickness (c) to the minimum thickness (d) outside the expandable section.

- Article:** Internal waterbar made of PVC-P, works standard NB.
General test certificate issued according to the regulations of the construction supervising authorities P-22-MPANRW-1798.
roll/packaging = 25 metre roll
- Dimensions:** Dimensions are given in mm. For waterbars in conformity with the works standard, the variation in dimension to DIN 16941 does apply.
- Material:** PVC-P NB is not compatible with bitumen. Waterbars in bitumen compatible quality PVC-P BV can be supplied on request.
- Elongation at break:** $\geq 300\%$ according to DIN EN ISO 527-2
- Tear strength:** ≥ 10 N/mm² according to DIN ISO 527-2
- Shore A hardness:** 72 ± 5 according to DIN 53505
- Technical modifications:** We reserve the right to modify the profile geometry and material composition if this is required due to new technical developments.
- Drawing/sketch:** Sketches of waterbars depict only one example of possible profiles given in order to explain one application possibility. Correct application may vary depending upon local conditions.
Therefore, the company FRANK cannot assume any liability.



Sketch



FRANK Waterbar Type AD – External

Article number	Overall width a	Width of expandable section b	Nominal thickness c	Nib height f	Number of Nibs N
FFDAD19	190	92	4	17	4
FFDAD24	240	90	4	20	4
FFDAD32	330	105	4	20	6

- Article:** External waterbar made of PVC-P, works standard NB.
General test certificate issued according to the regulations of the construction supervising authorities P-22-MPANRW-1798.
roll/packaging = 25 metre roll
- Dimensions:** Dimensions are given in mm. For waterbars in conformity with the works standard, the variation in dimension to DIN 16941 does apply.
- Material:** PVC-P NB is not compatible with bitumen. Waterbars in bitumen compatible quality PVC-P BV can be supplied on request.
- Elongation at break:** $\geq 300\%$ according to DIN EN ISO 527-2
- Tear strength:** $\geq 10 \text{ N/mm}^2$ according to DIN ISO 527-2
- Shore A hardness:** 72 ± 5 according to DIN 53505
- Technical modifications:** We reserve the right to modify the profile geometry and material composition if this is required due to new technical developments.
- Drawing/sketch:** Figures of waterbars depict only one example of possible profiles given in order to explain one application possibility. Correct application may be vary depending upon local conditions. Therefore, the company FRANK cannot assume any liability.

Max Frank Australia Pty. Ltd.

1/42 Balaclava Street
Woolloongabba QLD 4102 | Australia
Phone: 1300 853 235
Fax: 1300 853 256

info@maxfrank.com.au
www.maxfrank.com.au

